



OMR Zones

[About OMR Zones](#)

[Matrix Zones](#)

[Random Zones](#)

[Creating Random Zones](#)

[Moving choices](#)

[Assigning Text to Choices](#)

Resizing and moving choices

PDF version

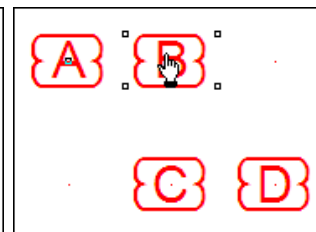
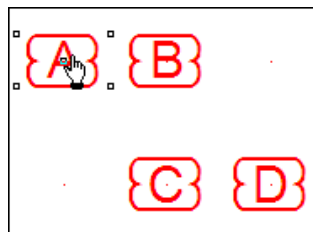
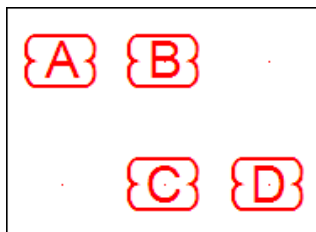
The number of choices cannot be modified. If you want to add or remove choices, delete the zone and re-add it to the form.

You can move a choice by double-clicking the random zone (which opens handles on the first choice), move the handles to any other choice and drag it to its new position. Pressing Mouse Right stops individual choice selection and is the same as selecting the whole random zone.

Zone

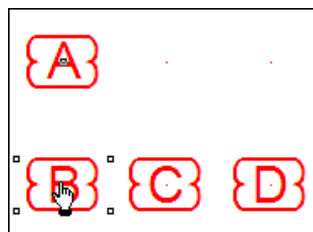
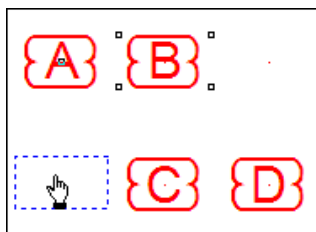
After double click

After clicking B



Dragging B

Letting go of B



[Top](#)