



Special Forms

Special Forms
 CSV Output File
 QAD Forms in Chinese
 Multi-Page Forms
 Personal Emails
 Poster Printing
 Contracts and Other Documents
 Quantity Masking
 Salutation Masking
 Widow/Orphan Size
 Writing Letters
 Fax from your ERP System

Fax with Document from your ERP System

PDF version

Overview and Objectives

Most Unix ERP systems have methods to present faxes as the normal document, with preceding cover page. In the NDS ERP system, this appears as shown below (Invoice with preceding fax cover sheet).

```

-----
001                               Company Name
-----

To      : ALEX MAIDEN
>From   : CRAIG
FAX #   : 888/888-8888
Subject : BACK ORDER AND ADDITIONAL PARTS
        YOUR ORDER NUMBER 9999-888-77
        SHIP TO ALEX MAIDEN
        14655 KENSINGTON RD.
        LEAVING 1/19/11
-----

                               Company Name
-----
(new page here)
Customer:      I N V O I C E      Invoice      Pg
HAGL001                C99998                1

                               1/19/11

Sold To                Ship To
HAGLIEF CITY          ALEX MAIDEN
ACCOUNTING DEPT.      HAGLIEF CITY
14655 KENSINGTON RD.  ACCOUNTING DEPT.
HAGLIEF WA 99999      14655 KENSINGTON RD.
                     HAGLIEF WA 99999

888/888-9999          888/888-8888
Ship Via DELIVERED    FOB SEATTLE WASHINGTON

Pr Trk Make Model      Serial      Equipment      Meter      Sla Customer P.O.
-----
001                               MP      9999-888-77

-----
Ord# Ship B/O      Description      List      Each      Amount
-----
Taken By MARK PADURIS                Opened 12/14/10
Shipped 1/19/11

Please See Backorder Document C99999

1  0  1 TB 88891A      78.48      .00      .00
    REDUCER - 8" TO 4
50 50 KA 889888        8.76      8.76     438.00
    4" ABRASION BLOCK
4  4  KA POWDERLOCK4  15.00     15.00     60.00
    4" POWDER LOCK
TOTAL PARTS                                498.00
HAGLIEF CTY WA 9.25%                        46.07

--< THANK YOU FOR YOUR BUSINESS >--

-----
Total 544.07
-----

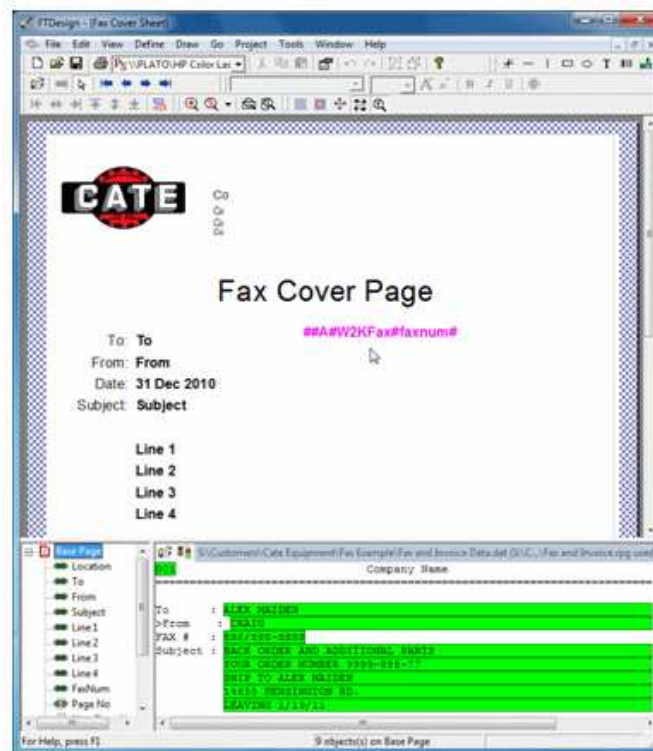
```

From this output we require the normal invoice but with it's preceding cover sheet, in the same file, for conversion to TIFF format and faxing. For this case, we'll create a Cover Sheet Form, with company substitutions operating in exactly the same way, based on the Location. This is how it is done, identifying the points at which changes are required to your FormTrap processing.

Top

New Fax Cover Sheet Form

This form is a simple one, comprising Base Page fields only, with the "WK2Fax" associated File line to direct the output fax. This is how it's defined (see later for the print version).

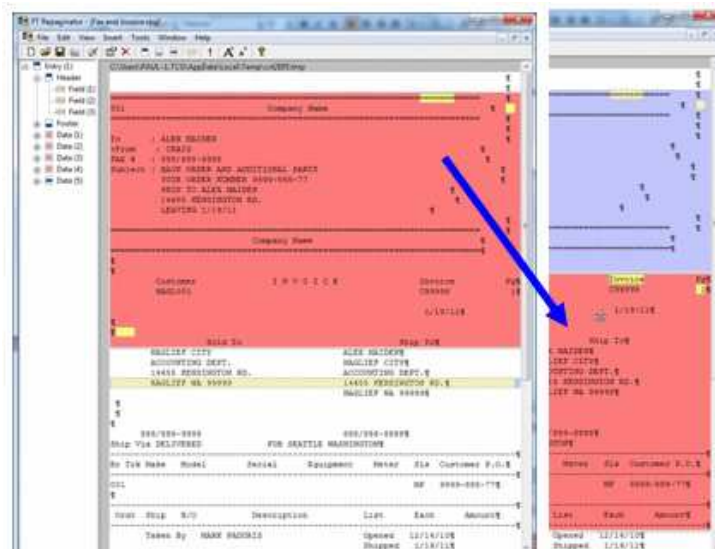


Top

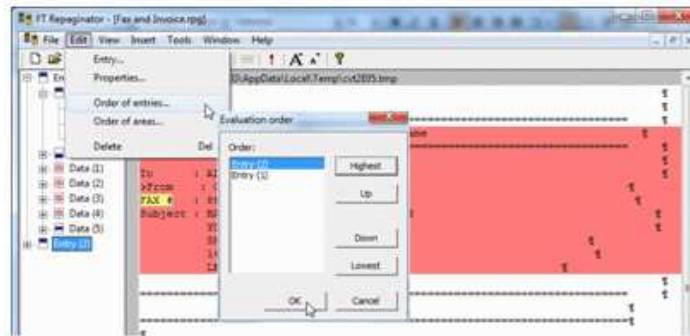
Repagination for the Fax Form

This needs to be added to the normal repagination, in this case the Invoice Form. This is how it's done:

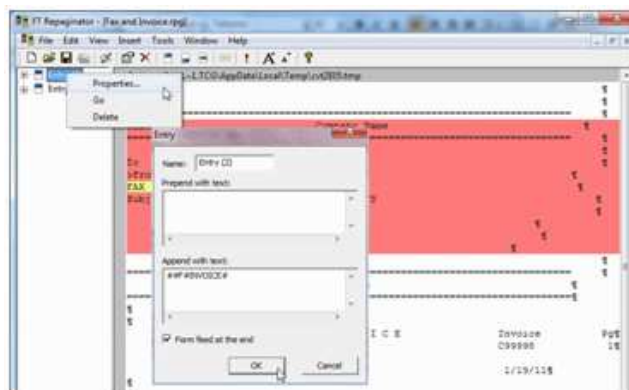
1. Load the Invoice repagination, but with the Fax plus Invoice data. It will be "out of whack" on the first page and you'll need to move the Header and Detail portions down as shown to repaginate correctly.



2. (After moving all other areas down), add a new entry (**Insert, Entry ...**), and define the entire Fax as the header. Now go to **Edit, Order of entries ...** and move **Entry (2)** to **Highest**.



3. For Entry (2), select **Properties ...** and replace **Append with text:** with this line:
##F#formname# - this starts a new form once the first form has finished, in this case enter **##F#INVOICE#**. Tick **Form feed at the end**.



4. Finally test the Repaginator, where output should look like this:

001 Company Name

To : ALEX MAIDER
 FROM : CRAIG
 FAX # : 888/888-8888
 Subject : BACK ORDER AND ADDITIONAL PARTS
 YOUR ORDER NUMBER 9999-888-77
 SHIP TO ALEX MAIDER
 14655 KENSINGTON RD.
 LEAVING 1/19/11

##F#INVOICE#

Customer	Invoice
HAG1001	C99998
	1/19/11

Sold To: HAGLIE CITY ACCOUNTING DEPT. 14655 KENSINGTON RD. HAGLIE WA 99999

Ship To: ALEX MAIDER HAGLIE CITY ACCOUNTING DEPT. 14655 KENSINGTON RD. HAGLIE WA 99999

888/888-9999 Ship Via DELIVERED FOR SEATTLE WASHINGTON

Qty	Make	Model	Serial	Equipment	Notes	SLA	Customer P.
001							9999-888-77

Order	Ship	B/O	Description	List	Each	Amount
			Taken By: MARK PACHIS	Opened	12/14/10	544
				Shipped	1/19/11	
1	0		Please See Backorder Document C99999			
			REDUCER - 3" TO 4"	78.48	.30	
50	50		KA 39988	8.74	8.74	430
4	4		4** ABRASION BLOCK	15.00	15.00	60
			4** POWDER LOCK			
			TOTAL PARTS			490
			HAGLIE CITY WA 9.23%			46

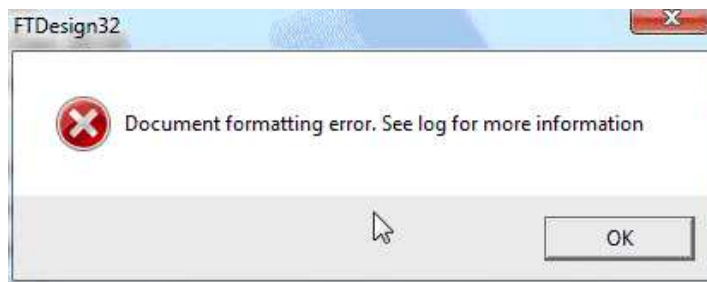
##ENDOC#

--< THANK YOU FOR YOUR BUSINESS >--

Top

Testing the Fax Form

When running **Tools, Preview (b&w)** you will get this message from FTDesign indicating the INVOICE form definition cannot be found.



```

Error: fopen: No such file or directory
Error: Cannot open form file 'C:\Users\PAUL-1.TCG\AppData\Local\Temp\FTDesign\FTC84K1C_files\FTData\invoice.86b'
Error: Cannot load form 'invoice': named form was not found
System time: Thu Feb 03 08:58:39 2011
Error: FormTrap error code 5: named form was not found

```

However you can view the Fax form via **Tools, Preview files** and look at **out**.

This is the final output from FormTrap run through the Production System:

Item	Description	Quantity	Price	Total
1	1	1	1.00	1.00
2	2	2	2.00	4.00
3	3	3	3.00	9.00
4	4	4	4.00	16.00
5	5	5	5.00	25.00
6	6	6	6.00	36.00
7	7	7	7.00	49.00
8	8	8	8.00	64.00
9	9	9	9.00	81.00
10	10	10	10.00	100.00

Top

Production System Changes

You will initially need to split to a Fax queue (as individual documents as each requires it's individual delivery) in which you then identify by the following document type and invoke the correct version of the Fax form with different repagination for each of their associated documents. The best way is to repeat the fax form with different repaginations and name them (eg Fax-Invoice form). Do this for all faxed documents, in the same queue. For these forms and example data files, etc., please download by clicking [here](#).

Top